



MDM SERIES

INSERTER 3000

TECHNICAL FEATURES

PERFORMANCE "up to 1400 CPH depending on system and format; 1000 CPH with magnetic stripe or barcode reading"

AFFIXING - CARD HANDLING

card dimensions CR80 - ISO standard
card thickness 0.4 ÷ 0.8 mm / 16 mil ÷ 32 mil
input hopper 200 cards, can be reloaded without interrupting card production
pre-embossed cards Yes
cards per carrier up to 8 (4 if folded)
card positioning defined by software

FOLDING & INSERTING - CARRIER, INSERT & ENVELOPE

carrier dimensions standard A4 or Letter size. Legal size only Maximailer
carrier weight 80-100 gsm
carrier feed single sheet; multiple with Maximailer
carrier printing Optional: Kyocera FS3800 series - Kyocera FS9100/9500 series - HP 4200/4300 series
carrier folding Mailer: Z fold
 Maximailer: Z, C, V folds
envelope types Mailer: C6 long
 Maximailer: C5, C6
 Maximailer: C5, C6

READING OPTIONS & DATA MATCHING

magnetic stripe reader standard reading system: 3 ISO 7811 tracks, LoCo, HiCo, JIS
OCR reader optional: OCR KIT - NEW camera system provided with LED lighting to match card text with database
barcode reader optional: NEW card barcode reader front/rear
smart card unit optional: contact and contactless
barcode carrier verification Yes - front / rear - for card/carrier matching

COMMUNICATION INTERFACE & SOFTWARE

communication interface RS232 serial port
operating system Multicard 2006 compatible with Windows 2000/XP/Vista
 Error management, job report, DB source ODBC/OLEDB. Expert Field Engine.
application program User interface monitoring, card production control, pre-encoded card reading with complete "processing operation, system status and help messages displayed on personal computer. Rejected card alarm notification. Label presence sensor"
connection Smart Database, Multicard, DB Matching with ISO, Jis, Microchip, Barcode. Microsoft Office integration, Barcode control. Several types of Database tables can be connected. Access, SQL Server, Oracle, and through ODBC Text, Excel.
protocol Chip 10

HARDWARE

power supply 100 - 117 - 220 - 230 or 240 Volts - 50 or 60 Hz
power consumption Inserter + Mailer: 2.7 Kw max
operating temperature 5 ÷ 35°C / 41 ÷ 95 °F
relative humidity 30% - 90% without condensation
dimensions (WxDxH) 1070 x 570 x 1220 mm / 42.12" x 22.44" x 48" in
weight 120 Kg (Inserter) / 265 lbs

PRO SERIES MULTI MODULAR SYSTEM - The Pro Series units can operate in a stand alone or in in-line configuration with 2 up to 4 modules. The INSERTER 3000 can be connected to: MULTIFEEDER 6000, THERMAL 1000/2000, EMBOSSER 1000/2000. The modular concept of the hardware with the easy-to-use MultiCard 2006 software makes the PRO SERIES a unique scalable system for complete card personalization.



Data subject to change without notice. All stated trademarks belong to their respective owners. 13000_ENG_REV_02-08/07




MF Group SpA - CIM division
 HEADQUARTERS/OFFICES: Loc. Braine, 54/A - 40036 Riveggio (BO) - Italy - Tel. +39 051 6776 611 - Fax +39 051 6776 612
 FACTORY: Via O. Serra, 2 - 40012 Calderara di Reno (BO) - Italy - Tel +39 051 6465 011 - Fax +39 051 6465 012
www.cimitaly.it - info@cimitaly.it



MDM SERIES

INSERTER 3000

CARD MAILING: FAST AND EASY CARD AFFIXING & MAILING SOLUTION



IDEAL FOR MAILING:

- bank cards
- loyalty programs, membership cards
- insurance membership cards
- state and government ID card programs
i.e. drivers licenses, benefits cards, state insurance cards and health care cards

USED BY

Banks / Credit Institutions
 Insurance Companies
 HMOs / TPAs
 Clubs / Associations
 Government Offices
 Service Bureaus

MAXIMALER

NEW folding & enveloping modular system for high performance and flexibility



MF Group SpA - CIM division
 HEADQUARTERS/OFFICES: Loc. Braine, 54/A - 40036 Riveggio (BO) - Italy - Tel. +39 051 6776 611 - Fax +39 051 6776 612
 FACTORY: Via O. Serra, 2 - 40012 Calderara di Reno (BO) - Italy - Tel +39 051 6465 011 - Fax +39 051 6465 012
www.cimitaly.it - info@cimitaly.it

INSERTER 3000:

MULTIPLE SOLUTIONS TO MAKE YOUR CARD MAILING FASTER, EASIER AND MORE COST EFFECTIVE

"The INSERTER 3000 has been developed with new and advanced features. It affixes cards quickly and easily to a card carrier which can be personalized in real time using a laser printer."

The INSERTER 3000 can operate in stand-alone or in-line configuration with other PRO SERIES equipment to offer the most complete and flexible solution: from complete personalization of the card to affixing it to a carrier, inserting and enveloping with all necessary attachments, ready for distribution.

MAIN FEATURES

LABELING MODULE: DESIGNED FOR HIGH VOLUME PRODUCTION

- A.L.D.S. or Auto-learning Label Detector System. An advanced new sensor assembly that allows precise detection of any type of label, including transparent labels
- NEW system to recognize the label presence on the card. Thanks to this sensor, equipment reliability has increased
- A.S.T. or Anti Sliding Traction System. The label drive system has been completely redesigned allowing easy and accurate release of the label from the label roll and precise application and positioning on the card
- Label roll locking system. This innovative solution allows the label roll to be locked quickly and securely into position and provides complete unwinding of the roll. This will result in zero label wastage.
- Increased label yield. New roll yield up to 3100 standard size (38x13 mm/1.50" x 0,51") labels in every roll allows for greater autonomy

MULTICARD SOFTWARE

Easy-to-use, extremely flexible and ready for a variety of system configurations. The PRO SERIES equipment and MULTICARD Software have been developed for easy and secure card personalization and mailing using advanced technologies of data recognition and matching.

MAIN FEATURES:

Windows 2000/XP/Vista operating system compatible. 100% data match and carrier printing using data on card (magnetic stripe, smart card, barcode). Texts, images and logos management. Security checks: automatic letter-card match verification (by "reading the barcode printed on the carrier"); card sequence check before affixing on carrier."

PRO SERIES IN-LINE:

With the LinkWare option, INSERTER 3000 can operate in-line with up to 4 other PRO SERIES machines to perform an end to end production process from card personalization to MAILING

LASER PRINTING SOLUTIONS

PERSONALIZED CARRIER PRINTING





The personalization options of the card carrier are extremely important in order to meet every customer's individual requirements.

The INSERTER 3000 can be configured with three different commercial laser printers:

- **Kyocera FS9130 series** - B/W laser printer, up to 51 ppm in letter size, front/back printing. Option: extra large paper hopper for a total capacity of 4200 sheets
- **Kyocera FS3900 series** - B/W laser printer, up to 33 ppm in letter size. Options: front/back print module; extra large paper hopper for a total capacity of 2100 sheets
- **HP 4200/4300 series** - B/W laser printer, up to 55 ppm in letter size. Options: front/back print module; extra large paper hopper for a total capacity of 3100 sheets.

Extra hopper(s) configuration allows the "Multi-hopper function" for inserting of attachments of the same carrier format - Letter or A4. Optional.

The printers supplied are always the latest version in the product family.



FOLDING & ENVELOPING SOLUTIONS

FOLDING & INSERTING ATTACHMENTS & ENVELOPING

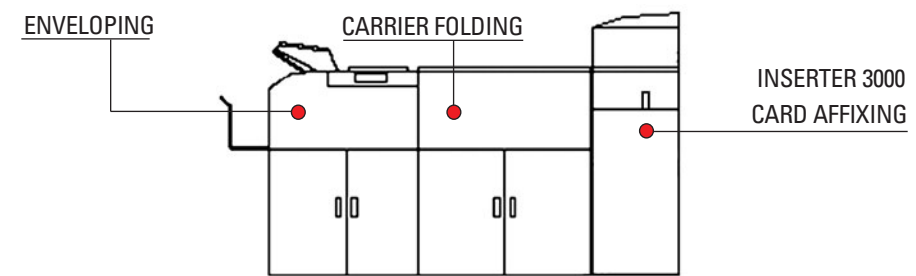
The INSERTER 3000 can be configured with two different enveloping stations:

- **Mailer**
- **Maximailer**

The Maximailer is equipped with LCD control panels and insert feed trays for maximum flexibility.

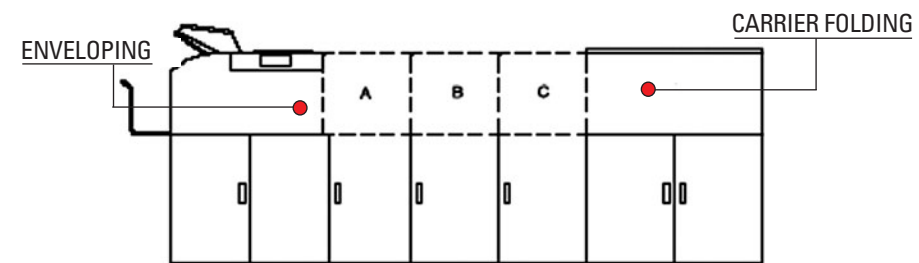
NEW MAXIMAILER FLEXIBLE, ALL-ROUND AND RELIABLE

The new MAXIMAILER is a multi-station system that revolutionizes the mailing process and can be adapted to the various market requirements. Directly connected to INSERTER 3000, the Maximailer receives the carrier with the affixed card, folds and envelops it. Other inserts (pre-folded brochure or booklet, up to 4 mm / 16 mil thick) can be managed.



ADDITIONAL MODULES

Flexibility and high performance is a part of the new modular system that you may configure to your needs. Up to 3 modules (A+B+C) can be linked in-line for attachments between the enveloping station and the carrier folder.



Insertion modules are available with single or double tray and can manage 10 x 21 cm / 3.94" x 8.27" size (e.g. booklet, brochure) for maximum thickness of total 6 mm / 0.236", including the carrier with the card. Optional: Tower Folder, designed to save space

Reliable

Each module of Maximailer is equipped with double feeding control that ensures a seamless monitoring and verification of the whole process.

INSERTER³⁰⁰⁰



MAILER
Fast and reliable 'Z fold' enveloping system, A4 or Letter size and C6 long envelopes.



MAXIMAILER

